



Voice

Spirit

The

an EVP newsletter

NUMBER 5

COMPLIMENTARY EDITION

JULY - SEPT 1983

AFTER LONG SILENCE - - - -

We would first of all like to thank our readers for being patient, and especially to thank our Friends who have been most understanding during a difficult period.

When it became apparent that it would no longer be possible to publish this letter on a reasonably regular basis, it was hoped we might publish perhaps one or two issues per year, but until recently even this proved to be impossible due to new demands on the author's time.

Now however, partly because of the recession which has cut back on the average workweek to some extent and partly due to other factors, it has again become possible to devote a bit more time to electronics research and at least some time to writing.

One of the problems which has been solved, was the problem of electrical power, a problem one rarely thinks about in the city -- unless of course a fuse blows. In 1976, when we bought our 15 acres of sand sagebrush and rattlesnakes, in the middle of nowhere, 7 miles from the nearest powerline, what power was needed was supplied by an antique but economical one cylinder powerplant. Since our refrigerator, kitchen range and water heater work on propane and in addition to electric lights, there are also several gas lights in the house, the powerplant was not needed more than about once a week for domestic usage.

As a result of the author's work in EVP research however, the powerplant was used, over the years, for several thousands of hours to operate electronic equipment, as well as our electric typewriter. In time the powerplant deteriorated to the point where it had lost most of it's power and used a quart of oil every three hours, and then finally, before the last newsletter was published, gave up entirely. Because of the unit's age we still do not have the parts needed for an overhaul.

Several years ago we purchased a larger, surplus Navy generator as a standby unit and to operate our washer and dryer and other larger tools and appli-

ances which were gradually accumulating. However, operating an 8,500 watt 2 ton monstrosity, which drinks almost a gallon of fuel per hour, in order to operate a 25 watt soldering iron or a 100 watt typewriter, is not what one might call practical, -- and yet this is exactly what we did in order to publish the last issue of this letter.

During the past 18 month, we have further developed our 12 V battery power system, which originally contained a single marine battery to operate our radio telephone, - a necessity because as a Truck Driver the author is on call 24 hours a day and where we live is also 7 miles from the nearest telephone lines. We have now added 3 more batteries to the system which are charged by a service station type battery charger. 12V fluorescent table lamps, including two on the electronics workbench, have been added, as well as other 12V lights and equipment, including a color TV. Inverters, which are devices used to convert 12V DC to 120V AC power, are now used to operate electronic equipment, soldering irons, amplifiers, recorders and experimental SVRs.

As these words are typed, the typewriter itself is being powered through a 200 watt inverter from the 12V battery bank. It is now possible to operate test equipment, SVRs, etc., or this typewriter, for 5 or 6 hours and then run the generator for perhaps $\frac{1}{2}$ hour to recharge the batteries. Although the question of electrical power is trivial to most people, it has been a considerable problem to the author in EVP research and writing, which we are now very happy to have solved.

Although forced by circumstances, which were for a time getting out of control, to take a Sabbatical leave, as it were, the author has always considered this newsletter, which was temporarily suspended, and electronics research, which was continued at a slower rate during this period, to be unfinished business until all of the information about the principles of reception, given to us by the Spirits over the years, is made known and fully explained to other researchers, and until EVP reception is clarified.

There is now another American newsletter (AA-EVP) which, in the capable hands of Sarah Estep, is doing an excellent job of covering EVP events and developments, as well as organizing and consolidating the American EVP effort.

Since another paper now exists, and since the author believes we are now in the "last days" of Paraelectronics research before non-mediumistic Voice reception is clarified, and since electronics is the author's primary interest, this paper will be slanted toward Spirit Voice Receiver technology, although we will continue to print information of general interest. Since the next several issues will be complimentary until we determine whether it will be possible to publish on a regular basis, new "subscriptions", due to printing and mailing costs, will have to be temporarily limited to Scientists and Technical people who are interested in SVR development.

.....

DEFINITIONS

Spirit Voice Receiver (SVR)

Any special electronic equipment which has been specifically designed for the purpose of Spirit Voice reception, and which is in a complete single unit. Everything necessary, including audio amplifier, speaker, carrier generator, PK Modulator, etc., must be included and must be built into a single cabinet or on a

single experimental board. (In usage since 1977-'78. The term Spirit Voice Receiver is a clear concise description of the electronic equipment to which it refers. According to the Dictionary, the primary meaning of the word communication is; a transmitting. In electronics the word communication means to transmit information. A Spirit Voice Receiver is a receiver --- not a communication device. One does not need a transmitter to speak to either God or the Spirits.)

Spirit Voice Receiving System (SVR system)

Same definition as Spirit Voice Receiver, except that a system is in two or more separate units, which is often more convenient for experimentation, rather than being built into one enclosure. Potentially, any Voice receiving system can be redesigned into a single unit Spirit Voice Receiver (In usage since 1977-'78)

Psychokinetic Modulator (PK Mod)

The special, unorthodox circuitry in a Spirit Voice Receiver between the carrier generator and the comparison detector or audio amplifier, specifically designed to allow psychokinetic modulation of the carrier to occur and to amplify the percentage of any such modulation received. The PK Mod may be of any experimental design, single or multistage, with or without feedback, excitation generator, automatic level control, or other accessory circuits, etc. (In usage since about 1979 - formerly referred to as Telekinetic Modulator.)

Psychokinetic Sensor (PK Sensor)

--- Psychokinetic information-pickup device. - The as yet unidentified, specific electronic component or specific force field, one of whose electrical characteristics is changed under the influence of PK energy, similar to the manner in which the resistance of a photoresistor is changed under the influence of light, which causes the audio carrier to be Voice modulated by PK energy as it passes through the element. At least one PK Sensor exists in every radio and in every recorder which is capable of EVP reception. The identity of the PK Sensor is the missing key, the last perhaps 15% of what needs to be known about Spirit Voice Receiver design in order to build an efficient Receiver. (Term recently coming into usage - formerly known as Voice entry point, point of entry, modulation point, etc.)

Psychokinetic Transducer

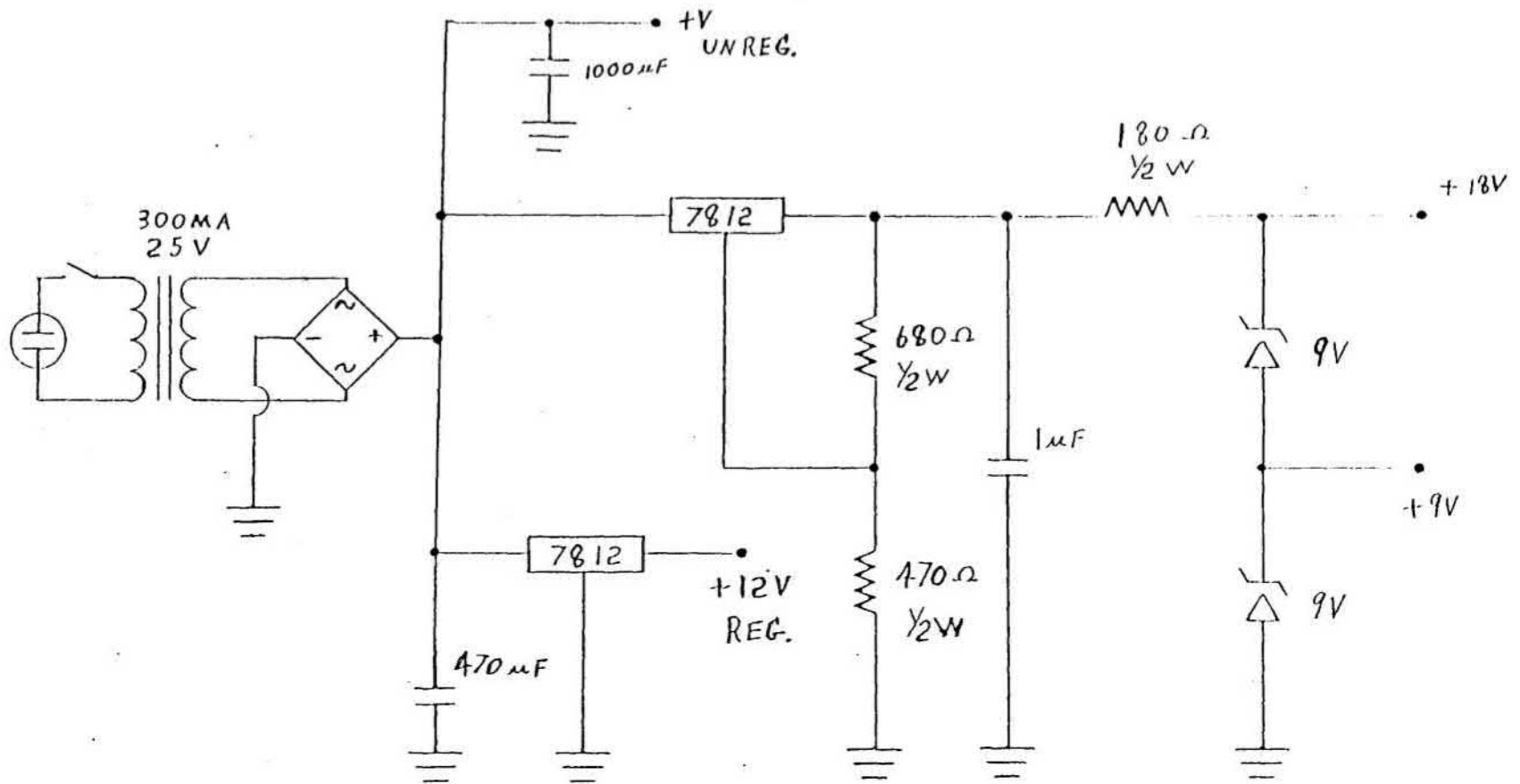
A hypothetical element which, if it exists, would convert psychokinetic energy directly into electrical energy and greatly simplify Spirit Voice Receiver design as it could be connected directly to the input of a low noise, high gain audio amplifier/speaker arrangement, which would eliminate the carrier generator, PK Modulator, detector and filters. (Because of fundamental system differences and mutual interference, an SVR system must use either a carrier and PK Modulator, or it must use a PK Transducer. Both cannot be used simultaneously in the same system.)

EVP

Electronic Voice Phenomena - Voices in electronic equipment whose presence, mode of arrival and source, are unexplainable within the framework of Science. Inclusive of, but not limited to, Spirit Voice reception. A second category is the reception of Voices believed to be of extraterrestrial origin. (The term EVP is descriptive, universally understood, -- and long established. A recent suggestion to change this term to something else, is unjustified.)

EVP "Breakthrough"

The long awaited, but yet to be invented electronic Spirit Voice receiving equipment which would, like an ordinary radio receiver or TV set, work efficiently,



5/4

SPIRIT VOICE RECEIVER	
Experimental	
Module POWER SUPPLY	REF.
By <i>BW</i>	Date 1980

----- and work equally well for everyone.

.....

Since The Last Edition

One of the most significant events since the last issue of this paper was the formation of the American Association - Electronic Voice Phenomena, under Sarah Estep. The organization is involved in a wide range of activities which includes publication of a quarterly newsletter, organization of meetings, counseling, and making EVP sample tapes available, as well as pure research. One aspect which is of considerable value, is the notification to each member of the names and addresses of other members in the same state.

In the field today, due to the fact that Voice reception has not yet been clarified, there is still a certain emphasis on electronics. However, we must not lose sight of the fact that electronics is a minor part of the EVP. It is not mysterious black boxes, but rather the familiar Voices of deceased friends and relatives which convince people survival is a fact. And it is an expanding circle of EVP knowledge, an increasing number of people engaged in EVP reception, which is increasing the awareness level of our society. What is needed in the U.S., is an organization similar to the VTF in Germany. The AA - EVP is rapidly becoming such an organization. Membership is a "must" for anyone serious about EVP research.

The AA-EVP will hold a National Conference at the Hyatt Regency hotel, Baltimore, Maryland, August 26-28. Featured speakers include George Meek, Kenneth Ring, Walter Uphoff and Stuart Wilde. Harold Sherman and his wife Martha will be special guests. For reservations or more information contact the AA-EVP (See address list)

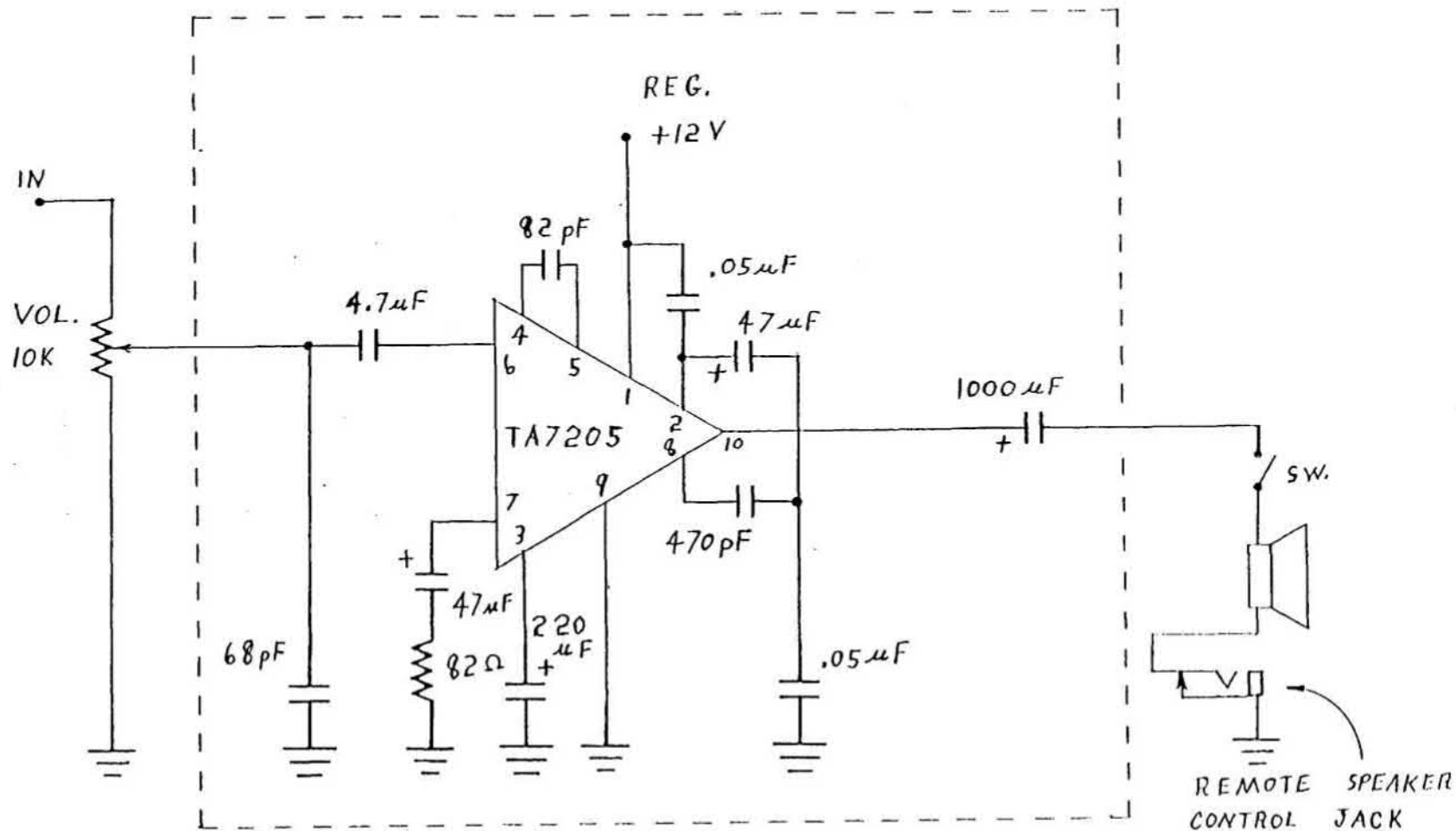
METAscience Spirit Voice Receivers.

By this time most of our readers are aware that since the last issue of this letter, Metascience has announced they have been working quietly on SVR design since the early 1970s. This family of experimental SVR concepts and equipment, some old and some new, (Family name "SPIRICOM") is numbered Mark 1 through Mark 10. Work on the first several concepts has been discontinued in order to concentrate on the other hypotheses.

Of the 10 concepts thus far proposed, the advanced version of the Mark 4 is most noteworthy, both from an efficiency standpoint and from the standpoint of advanced design, since it is thus far the only design to incorporate the very important principle of feedback in the PK Modulator section, which the Spirits recommended to the author's wife in 1976. (see pages 2/9, 3/10) It should also be especially noted that the advanced Mark 4 incorporates a speaker/microphone coupling within the feedback loop. (see page 1/5)

Although most of the reception quality thus far obtained with Metascience SVRs can apparently be attributed to Mr O'Neil's exceptional mediumistic ability, the advanced version of the Mark 4 does incorporate two of the most important principles of SVR design, as well as the experimental speaker/microphone coupling, and is thus an excellent starting point for further research.

Since the System incorporates a radio transmitter/receiver coupling, and also

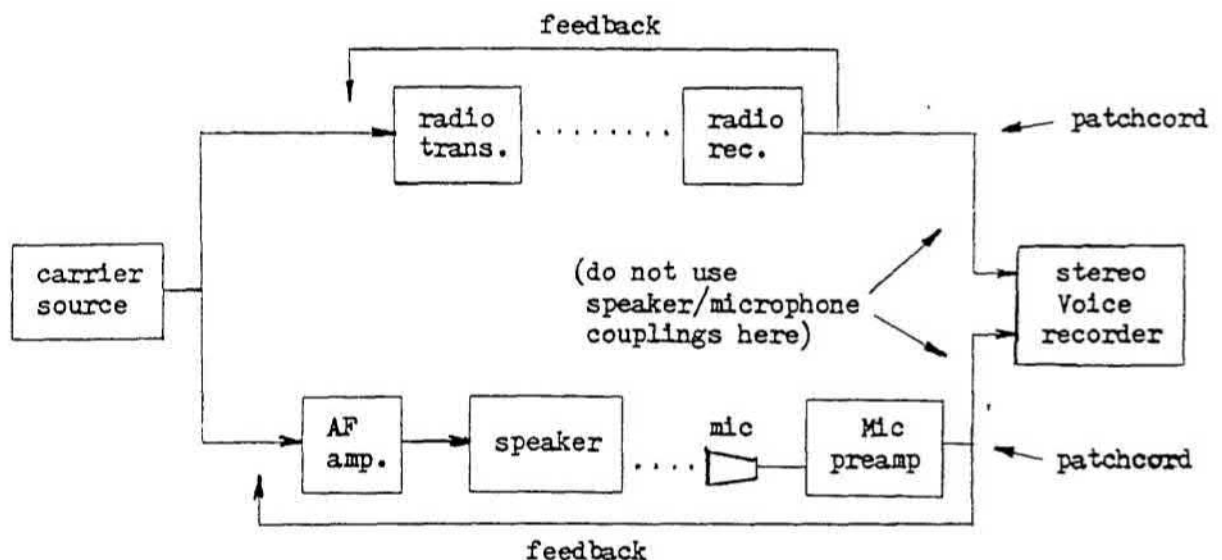


BULLET ELECTRONICS' MODULE

SPRIT VOICE RECEIVER
Experimental

Module	AF AMP.	REF.
By	BW	Date 1980

a speaker/microphone coupling, the following direct comparison experiment is suggested in order for the experimenter to determine for himself whether the Voices arrive in the radio frequency section or in the audio frequency section.



Note - It is recommended that a study of the Metascience SVR manual and the separate Mark 4 supplement, as well as the demonstration tape which contains excellent mediumistic Voice samples, be made before experimentation is undertaken. (see address list) Also, a dual-trace oscilloscope is necessary to determine feedback phase, (it must be positive) relative signal levels, etc.

(Since speaker/microphone couplings and tape recorders without an input, are both known to be capable of Voice reception, evidence that reception actually occurred at other than these two places would require that no speaker or microphone be included anywhere within the receiving system, all connections between the system and Voice recorder be via patch cords, and that the carrier signal plus whatever Voice modulation it may contain, be converted from analog to digital and recorded on a digital recorder.)

Life-Beyond-Death Research Foundation, Inc.

Since the last issue of this letter, another new organization has been formed. (The relationship of this organization with Metascience, is not completely clear.) The stated near-term goals of the LBD are:

"First, obtain the funds needed to greatly increase the research on the audio and video systems for communicating with those who have shed their physical bodies, and - - - -

Second, wisely allocate these funds in the U S A and foreign countries to those researchers who have the greatest potential for perfecting such equipment at the earliest date."

Specific Objective:

"Create a small, low-overhead skeleton organization that can effectively

channel a minimum \$500,000 (this figure is correct - we counted the zeros three times - Ed.) per year for at least 3 to 5 years into the hands of the World's best qualified researchers.

Certainly a noble effort to raise the awareness level of mankind, by an impressive group of people. However, considering the current condition of our civilization, if the LBD, or for that matter, any other organization, can actually raise this amount of funding for EVP research, it will be a miracle dwarfed only by the resurrection of Christ. But in any case, they definitely deserve a triple "A" for effort, whether they are able to fully meet their goals or not. (In approximately the same period of time, the American tribe will spend 167 Billion dollars on the research and development of more efficient ways of killing people, in order to prevent the Russian tribe from taking over the waterhole, --- which should give us some clue about the current awareness level of our civilization.)

It is the stated objective of the LBD to make grants to the World's best qualified researchers. Since there are as yet no Paraelectronics experts, the author does not envy the Foundation the job of deciding who is most qualified in this field. The author does hope however, that in making such decisions, the Foundation will consider that some of the World's most important inventions were made by people who were not educated enough to realize what they did was impossible. And that because of it's extremely unorthodox nature, the EVP is anyone's ballgame. Or as one of our readers once quipped, --- "In EVP research, the only difference between an Engineer and a Technician, is that the Engineer is capable of going further in the wrong direction, in a shorter period of time."

The LBD is offering Memberships plus a quarterly newsletter, and accepting donations. Certainly, membership in this organization is a "must" for anyone seriously interested in EVP electronics research. (see address list) And, there is no better cause to which one could donate than a serious effort to raise the awareness level of mankind.

.....

THE ONE-SHOT EFFECT

From time to time, during the course of electronics research, the author has noted that an exceptionally loud Voice will come through. By "loud" we mean for non-mediumistic reception. (Sarah Estep or Dan McKee would probably consider such Voices to be of low quality.) Typically there are only one or two or three words by one or sometimes two Voices. These words are much louder than all the other words on the tape, even though they are all recorded at the same time, with the same equipment, under the same circumstances.

Typically this one-shot effect is the first one or two Voices on the tape when recording with a new equipment setup. Although the effect has been infrequent, it has nevertheless been persistent over the years. At first the author found this quite puzzling and wondered why, if the Spirits could come through at such an understandable level on occasion, they did not do this all the time. The effect has never been repeated with the same equipment, no matter how much more recording was done, nor have direct requests to repeat the effect been headed. (Theodor Rudolph, in development of the "goniometer", was probably the first to note this effect.)

In time the author has come to believe that on these occasions a strong medium in the Spirit World, literally hits our grossly insensitive equipment with a

"jolt" of psychokinetic energy in order to force a few words through at a much higher level than is normal for non-mediumistic reception. And the reason they do this is to indicate to the experimenter he is working in the right general (but not necessarily specific) direction. These one-shot Voices are always encouraging with messages such as - "Good" or "Record more" or "That's good", etc. The author believes this is an indication of approval of the equipment setup or some part of the equipment, or perhaps approval of the hypothesis upon which the equipment is based, even though the equipment itself may be all wrong. Interestingly enough, over the years these one-shot Voices have led consistently in the same general direction.

If during the course of your work you should experience this "one-shot" effect, it is probably an indication the equipment you are working on is in the Ball Park. It is not necessarily an indication you are anywhere in the vicinity of home plate, although you might be. You may be somewhere way out in left field, but at least you are somewhere inside the Ball Park, and further work in the same general direction is indicated.

.....

SPIRIT VOICE RECEIVER DEVELOPMENT Part II

THE PSYCHOKINETIC MODULATOR Part I

In 1976, the author's wife was told telepathically from the Spirit World, by her paternal Grandfather, Chief Buckeye, of the Cherokee Nation, that in order to improve Voice reception we had to use "Feedback, (through) continuously repeated sections". (See page 3/10)

Unlike Mary's Father, the present Chief Buckeye, who is a retired Navy Electronics and Computer Engineer and Instructor, neither Mary nor her Grandfather, the former Chief Buckeye, knows anything of electronics. Because of this we can only conclude that this mathematically sound advice came from Physicists and/or Engineers in the Spirit World. Evidently Chief Buckeye and Mary were selected as a channel because they were on the same "frequency" and had communicated through the barrier in the past. Also, the Spirits were undoubtedly aware that the author is not bashful, and could therefore be reasonably sure the information would be passed on for the benefit of other researchers.

And the information was indeed passed on to the handful of people with whom the author was corresponding at the time. Unfortunately however, it was the spring of 1979 before the potential value of this information was recognized and published.

Before this time however, the author, in order to establish the origin of the loop feedback principle for use in Spirit Voice Receivers, wrote to Mr Harold Sherman and Prof. Walter Uphoff, requesting verification of the origin of this concept. Both Mr Sherman and Prof. Uphoff were kind enough to return dated letters over their signatures, stating the above principle had been suggested for use in EVP reception. (see pages 5/10 and 5/11)

From late 1976 to early 1978, the author built what, in so far as we know was the first complete, single chassis Spirit Voice Receiver, incorporating, as well as possible, the principles given to us by the Spirits up to that time.



FROM THE DESK OF: HAROLD SHERMAN

Mountain View, Ark. 72560
October 2, 1978

Dear Bill:

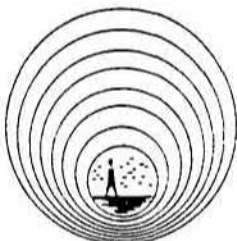
My correspondence shows that you sent me a full description of your concept of a loop type feedback Spirit Voice Entry on May 1, 1977.

I wrote you a handwritten acknowledgement of its receipt but reported that Ray Patterson was too busy, at the moment, with his lighting of Blanchard Springs Caverns, to test out your idea.

I hope you are able to patent it for your own protection and that further research will prove it to be an advanced concept and of value in the tape recording of Spirit Voices.

Warmest regards

Harold



ESP RESEARCH ASSOCIATES FOUNDATION
1630 Union National Plaza Little Rock, Arkansas 72201

5/11

Route 1
Oregon, WI 53575
November 27, 1978

Mr. Bill Weisensale
P.O. Box #b.Q.
BARSTOW, CA 92311

Dear Bill:

We have appreciated getting your letters and also the photocopies of letters sent to Harold Sherman and others concerning your experiments and equipment developed in the area of research into the Electronic Voice Phenomenon (EVP) as it is generally referred to these days: the recording of paranormal voices on magnetic tape. Our correspondence dates back to June 5, 1975.

I have appreciated being kept informed of your activities, including your statement of your concept of a loop feedback Spirit Voice Entry Circuit mailed on April 22, 1977.

Do keep me informed of your progress with your patent application.

Sincerely,



Walter H. Uphoff

cc: Harold Sherman

5/12

The Receiver included, among other things, a built in voiceband multifrequency (electronic white noise) carrier generator, 4 stage loop feedback PK Modulator, with stage coupling via radio frequency electromagnetic couplings, Voice filters, etc. (Electromagnetic couplings and radio frequencies were in vogue at the time - the author now considers both to be of dubious value in EVP reception.) Each of the four stages contained a FET connected to an automatic level control. Loop feedback was controllable from zero to unity, with unity gain being usable because of the automatic level control and RF secondary carrier. (In Dec. of 1980, Chief Buckeye indicated to us that seven is the optimum number of stages for a PK Modulator.)

Although reception was little improved over other methods, it became apparent that certain principles, those given to us by the Spirits, and others, were of fundamental importance in future Spirit Voice Receiver design. The author, imagining others were right on his heels, which turned out not to be the case, became concerned around this time that the basic principles of Voice reception might be patented by someone who may retard SVR development by holding out for large sums of money. For this reason the author decided to submit a patent application on the principles of reception which had been discerned up to that time, even though not all of the necessary principles were yet known.

The first application was submitted late in 1978 and photocopies mailed to Mr Harold Sherman, Prof Walter Uphoff, and Mr Davis Peck, among others. After this application was filed but before having heard from the Patent Office, the author and Mary wrote out, signed, and had notarized, a document donating any patent rights which might be granted, to the ESP Research Associates Foundation under Mr Harold Sherman, to be used for the benefit of Humanity. As it turned out, no rights were granted and the concepts have become unpatentable public property. The same purpose has been served in a different way.

Briefly the more important concepts described in the first application are:

- 1 Use of voiceband multiple frequency carriers.
- 2 Use of voiceband filters.
- 3 Use of above voiceband secondary carriers.
- 4 Use of the feedback principle in PK Modulators.
- 5 Use of multistage PK Modulators.
- 6 Use of electromagnetic couplings in PK Modulators.
- 7 Use of automatic gain control to maintain PK Modulator signal level and permit use of unity feedback. (if desired)

In the spring of 1979, a second application was filed which covered use of the comparison, or differential amplifier type detector, who's use was also indicated to us by Chief Buckeye. Again, when the application was filed, photocopies were mailed to Mr Harold Sherman, Prof. Walter Uphoff, and Mr Davis Peck, among others. In this case however, no document was submitted donating rights to the ESP Foundation because by this time it was realized that chances of rights being granted by the Patent Office were nil, and our primary reason for filing the application was to render the concept unpatentable.

Another reason for submitting these two applications was to assure that credit would be given ---- where credit is due ---- to Chief Buckeye, for giving to EVP researchers the basic fundamental principles of Spirit Voice Receiver design. And to Mary, who spent hours working with an English dictionary, checking primary and secondary meanings, in order to be certain of rendering a precise translation into

English from the original Cherokee in which the message was given.

In 1976 when this message was received, the author considered it to be of potential importance. Today, in 1983, the author considers this message to be, by far, the most important information EVP researchers have yet received from the Spirits, in regard to Spirit Voice Receiver design. The actual statement as translated is: - "To gain reception, feedback continuously repeated sections sudden volume." Or, as we read it, "To improve reception, feedback (through) continuously repeated sections (causes a) sudden (increase in) volume." (For more details see --"Feedback circuit suggested for EVP experiments" Survival Research Foundation - "HOTLINE" newsletter - Mar - Apr 1979)

The most important basic principles of Spirit Voice Receiver design, as presently understood, are:

Principle 1 Use of a multiple frequency voiceband carrier.

Principle 2 Use of the feedback principle in the PK Modulator.

Principle 3 Use of multiple stages (seven) in the PK Modulator.

Principle 4 Use of the comparison detector.

Principle 5 Use of principles 1, 2, 3 and 4, to create a psychokinetic test instrument which is sensitive enough to allow identification of the Psychokinetic Sensor.

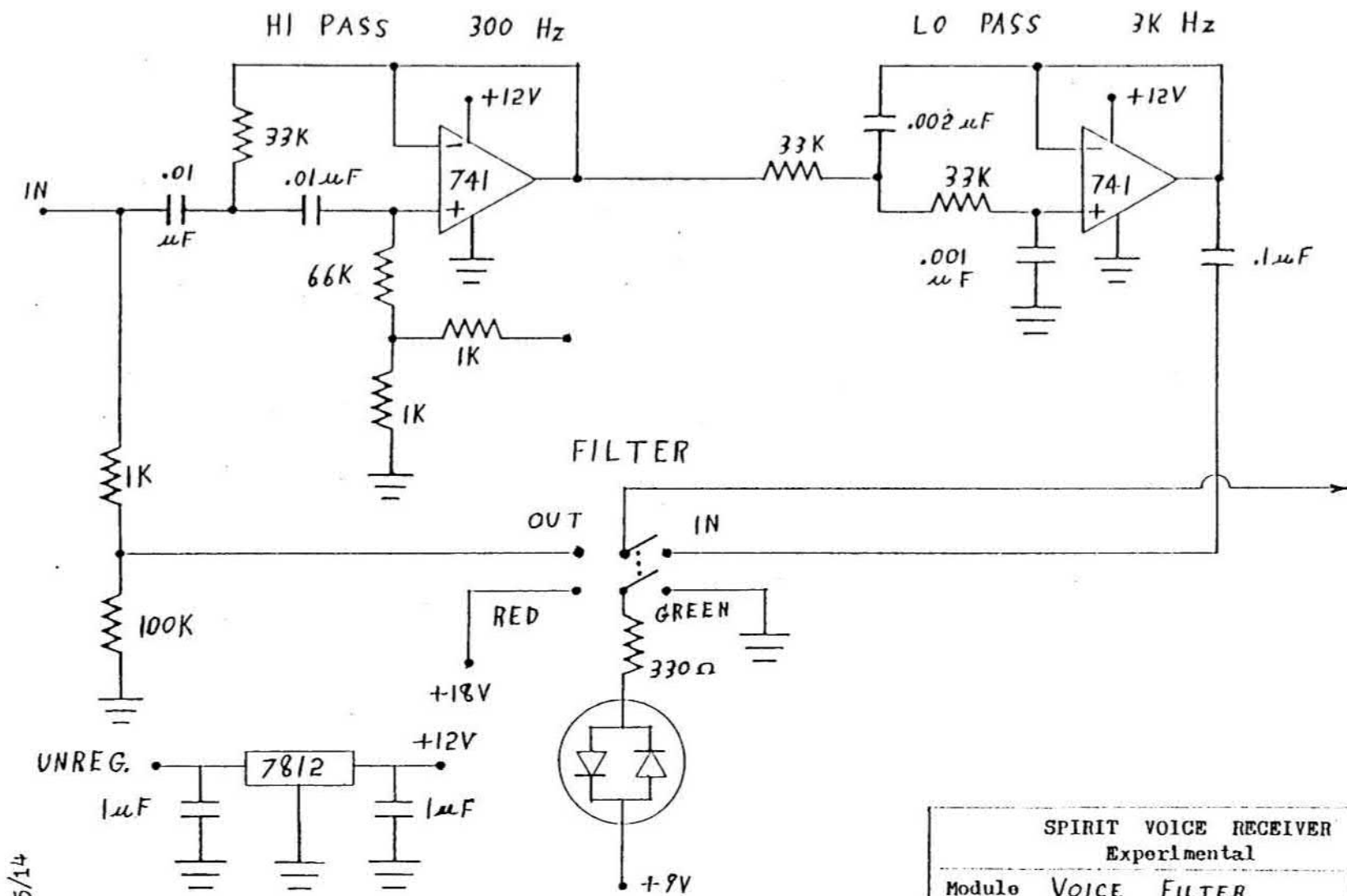
A Closer Look - - -

Principle 1 Use of a multiple frequency voiceband carrier.

In well over 20 years of EVP research, probably 80% or more of all electronics work has been devoted to attempts to achieve Voice modulation of non-voiceband carriers. Frequencies, ranging from audio up through the electromagnetic spectrum into the visible light region (Theodor Rudolph - Lasers and Ray Patterson - light beams) had been tried without success by the late 1970s. Today, at least some researchers have reached the tentative conclusion that the EVP is strictly a voiceband phenomenon which simply does not happen at other frequencies. (To date, every SVR system in which it is believed Voice modulation of an above-voiceband carrier might have been obtained, has either contained a speaker/microphone coupling within the system, between the system and the Voice recorder, or has used an analog Voice recorder, --- or both. The advanced Mark 4, which has probably yielded the best EVP reception to date, --- has all three.)

Supporting this conclusion is the fact that, to the author's knowledge, non-mediumistic, and until proven otherwise, even mediumistic, modulation of a single frequency carrier, even within the voiceband, has never been obtained. Also, in normal AM modulation, the lowest frequency in the signal being modulated must be, or should be, double the highest frequency in the modulating signal. For reasons we do not yet fully understand, this rule does not apply in EVP reception.

Because of the above two factors it has become apparent that although EVP reception is AM in nature, it is not simple amplitude modulation in the ordinary sense of the term. Another factor, not yet fully understood, is present. This factor seems to be a resonance effect between the PK signal and the carrier. That



SPIRIT VOICE RECEIVER Experimental		
Module	VOICE FILTER	REF.
By	<i>B. W.</i>	Date 1980

is, only frequencies which are already present in the carrier, which correspond to frequencies in the PK signal, are given an extra push in amplitude. Unlike ordinary AM modulation, the modulating signal (PK) does not appear to create frequencies in the carrier which do not already exist in the carrier. Because of this resonance or RAM effect, (Resonance Amplitude Modulation) the carrier must be voiceband and must contain a number of suitable frequencies, or Voice reception simply does not happen.

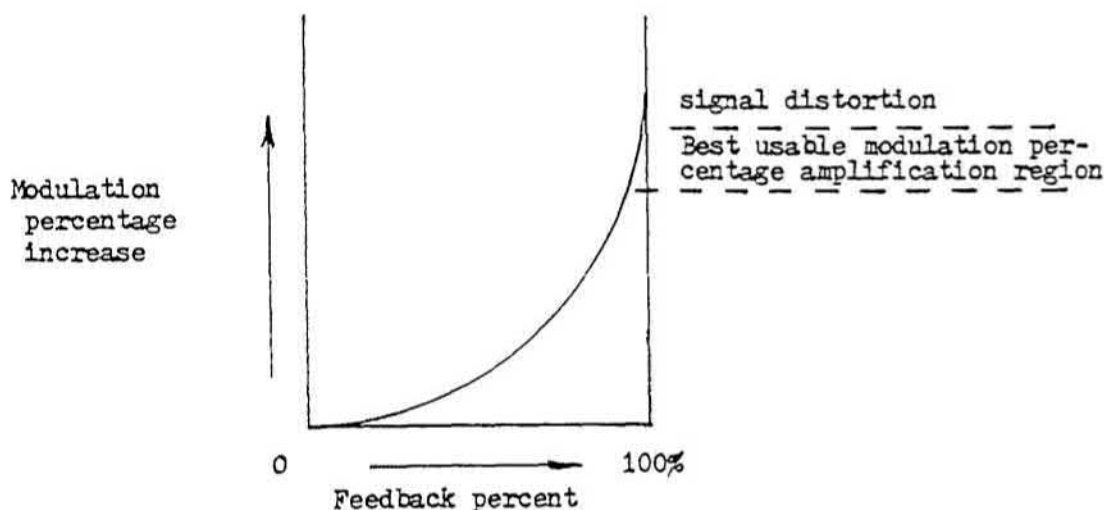
In 1977-'78, when the use of a multifrequency carrier (electronic white noise) was first suggested by the author, it seemed to many that it was completely contrary to what we were trying to do. The usual question at that time was: "But we are trying to get rid of noise, aren't we? --- Why are you adding more?" And of course, the "why" was completely unexplainable in non-technical terms. Since the author is not an EVP medium, he was unable to prove the validity of this principle. Recently however, through the diligent work of William O'Neil, who is an EVP medium, the importance and necessity of the multifrequency voiceband carrier has been independently verified.

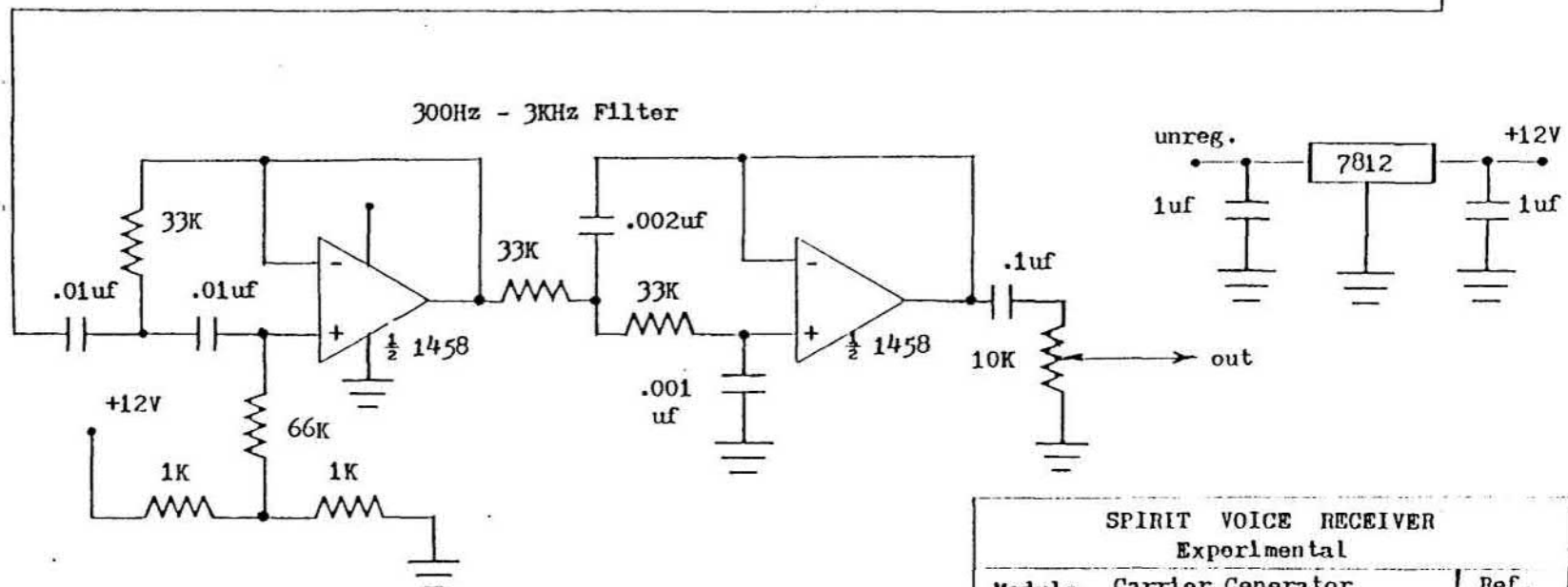
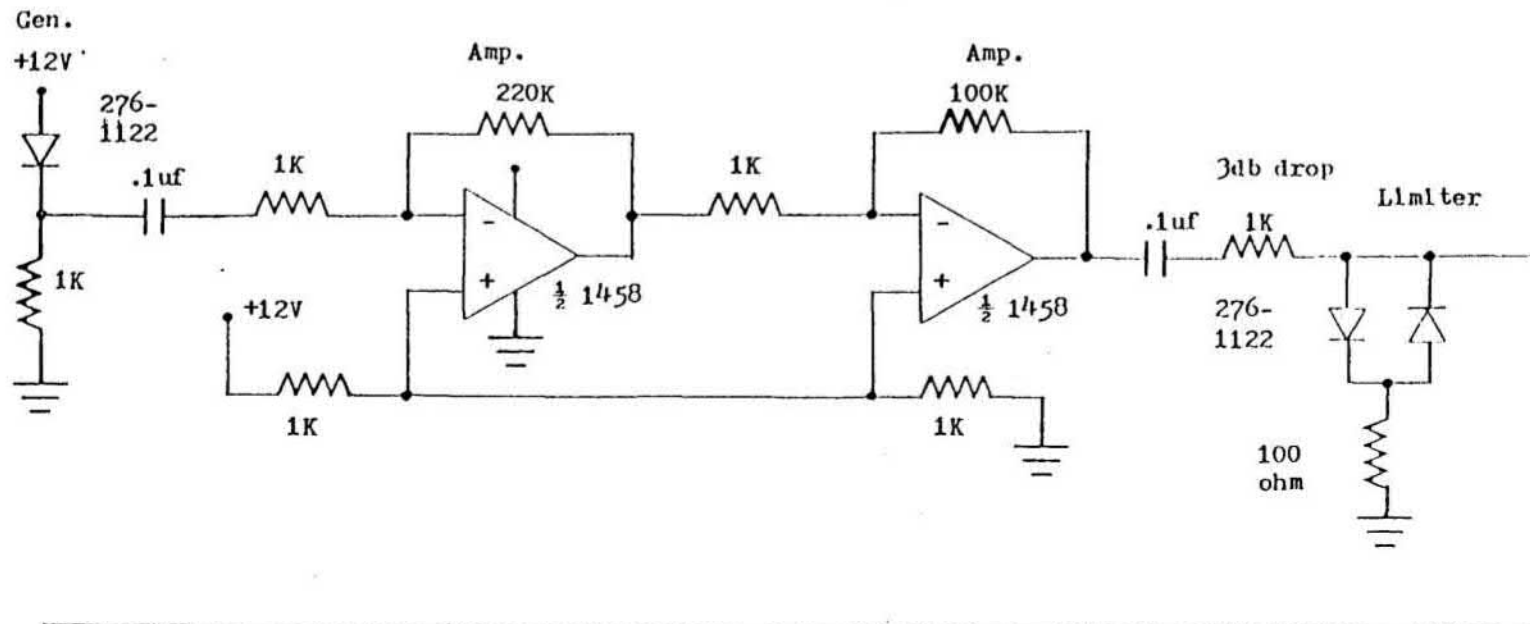
Use of the multifrequency voiceband carrier is: 1) Recommended to us by the Spirits, 2) Logical, 3) Electronically valid, and 4) independently experimentally verified.

Principle 2 Use of the feedback principle in the Psychokinetic Modulator.

Because psychokinetic energy is a very subtle force, and/or because the effect in the PK active element we are seeking is very weak, the Spirits, through Chief Buckeye, have recommended the use of three different techniques to increase the percentage of Voice modulation. The first of these is the feedback principle.

In 1977 the author, with the help of an EC-4000 programable calculator, set out to determine just why Chief Buckeye had recommended the use of feedback in SVR design. Assuming a Voice modulation of 1% and running programs for various percentages of feedback, it soon became apparent there was an appreciable amount of increase in the percentage of any Voice modulation that appears within the feedback loop. It further became apparent that this increase in modulation percentage lay along a log curve, rather than being linear, and that because of this the best (usable) effect appeared just under the point at which signal distortion begins at unity feedback.





SPIRIT VOICE RECEIVER		
Exporlmental		
Module	Carrier Generator	Ref.
By	Date 1981	

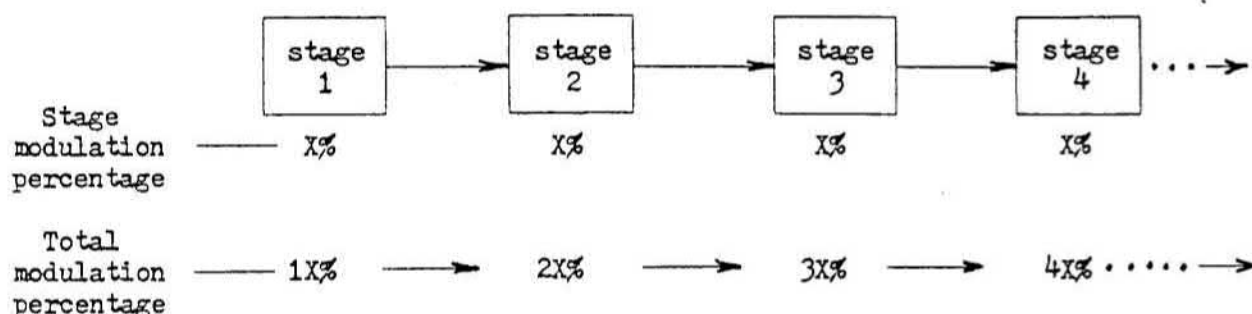
Recently, through the brilliant work of William O'Neil with the advanced version of the Mark 4, we now have independent experimental verification of the importance of the feedback principle in Spirit Voice Receiver design.

Use of the feedback principle is: 1) Recommended to us by the Spirits, 2) logical, 3) Mathematically sound, 4) Electronically valid, and, 5) independently experimentally verified.

Principle 3 Use of multiple stages (seven) in the Psychokinetic Modulator.

In 1976, when we were told to use "--- continuously repeated sections ---", we were not told what kind of stages to use nor how many. However, the advantages of using more than one stage in the PK Modulator, was instantly apparent.

In ordinary radio signal modulation, we never think in terms of using more than a single modulation stage, since the modulating signal can easily be pre-amplified to any degree necessary in order to achieve the desired percentage of modulation in a single step. In EVP reception, however, such is not the case. Here the modulating PK signal and/or the PK Sensor in which modulation actually takes place, is very weak. For this reason the percentage of Voice modulation which occurs in a single stage is grossly inadequate for clear Voice reception. Because of this the Spirits have recommended we use a series of identical modulation stages rather than just one.



Initially, how many stages should be used was unknown. Then in March 1977, the author's younger Brother, who has been in the Spirit World since he was 19, indicated to us that seven is the correct number. Later, in a vision during December 1980, Chief Buckeye showed Mary what appeared to be a sophisticated Spirit Voice Receiver of the future, from which the top of the cabinet had been removed. Inside was a largeish PC board containing a myriad of electronic components. Mary's attention was drawn to a series of 7 hoop shaped components which were predominate in the center of the board, and it was emphasized to her by Chief Buckeye, that seven is the correct number. (Mary and the author worked for some time over a period of several days to sketch these components while her memory was still fresh. The components bare no resemblance whatsoever, to any electronic components with which the author is familiar. The sketches will be reproduced in a future issue.)

From a theory standpoint, the more modulation stages used, the better. If for example, we receive a modulation of 1% which would be inaudible against a multi-frequency carrier in a single stage, we could, in theory, increase this to 50% modulation by using 50 stages. In actual practice however, the signal would simply come "unglued" in this many stages. That is, phase, harmonic, and other distortion would nullify any benefit derived from using such a large number. (Which is one of the reasons why care must be taken to prevent the formation of harmonics

5/18

and other distortion within the PK Modulator.) The problem then is to select the best compromise between efficiency and distortion, --- and the Spirits say the best compromise is seven.

Although we do not yet have independent verification of the importance of this principle, nevertheless the principle is: 1) Recommended to us by the Spirits. 2) Logical, 3) Mathematically sound, and 4) Electronically valid.

Principle 4 Use of the Differential Amplifier Detector.

Late in 1978, the author, wrestling with the problem of eliminating the voice-band carrier after Voice modulation had occurred, conceived the idea of using a differential amplifier to compare the two channels of a stereo recording on playback, after having first recorded through an experimental PK Modulator on one channel and through a patchcord, directly from the carrier source, on the other channel. (see page 4/11, 4/12) Although at the time the author believed this concept to be his own, it now appears, in light of later developments, that the concept originated in the Spirit World and was simply channeled through the author's subconscious.

During the course of experimentation, which was not working out very well because of distortion induced by the recording and playback process, Mary, who had been observing from the sofa, suddenly became glassy eyed and stared at the opposite wall as if she were looking into another World, --- which indeed she was. When she "returned", she told the author her Grandfather (Chief Buckeye) was present and he had told her the author should put the "thing" he was working with, "there", indicating a position between the microphone and recorder. The "thing" being worked with was a battery powered differential amplifier built on a bread-board. After consideration, it was realized Chief Buckeye was indicating the diff. amp. detector should be an intrinsic part of Spirit Voice Receiver design.

The principle is: 1) Recommended to us by the Spirits, 2) Logical, 3) Mathematically sound, and 4) Electronically valid.

Principle 5 Use of principles 1, 2, 3 and 4 is necessary to create a psychokinetic test instrument which is sensitive enough to allow identification of the Psychokinetic Sensor.

"To gain reception, feedback continuously repeated sections sudden volume."

This single statement directly tells us only two things, to use feedback and to use more than one stage in the PK Modulator, but by implication, it tells us a great deal more. Some of these implications are obvious, others more subtle.

The Implications.

1 The first and most obvious of these implications is that it is we who have to supply the carrier, --- otherwise what would we feed through repeated sections?

2 The second implication is that the PK active element acts as a PK Modulator rather than as a PK Transducer. If the statement had said only to use "continuously repeated sections", then we might suppose they could be connected either in parallel in order to improve the amplitude of the received signal (?), in which case the active elements would be PK Transducers, or connected in series to improve the percentage of carrier modulation, in which case the active elements would act as PK Modulators. However, the first word of the statement, "feedback (through)",

leaves no room for doubt as to how the stages are to be connected, nor any room for doubt as to what kind of effect occurs in the psychokinetically active element,---
-- modulation.

3 The third implication is that the PK active element is weak, ---- with a capital "W". Otherwise the Spirits would not have recommended the incorporation of not one, but two different methods, and later yet a third, the comparison detector, for increasing the percentage of modulation.

4 The fourth implication, related to the third, is that Voice clarification is difficult. This is a fact that anyone who has worked in EVP electronics for any length of time, hardly needs to be told. But what the implication is here, is not that it is difficult to find a relatively simple way to clarify reception, but rather that there is no simple way. That is, there simply is no easy "quick fix", single stage, "crystal set" kind of solution possible, and that the only way it can be done is to use all three techniques recommended by the Spirits, in order to bring the modulation percentage or Voice/carrier ratio, the EVP equivalent of signal/noise ratio, up to clarification level. It is hardly likely that the Spirits, who in the past have constantly demonstrated an interest in improving reception, would recommend complicated circuitry, if there were an easier method possible.

5 The fifth implication, which was only realized by the author within the past 18 month, is that it is necessary to use the first four principles in order to build a test instrument which is sensitive enough to psychokinetic energy in order to allow us to identify the psychokinetically active element when, by trial and error experimentation, we place seven of such an element into the test instrument. (Up until this time the author was still using simple single stage test setups.)

If we assign a value of 15% to the identity of the PK Sensor, then we can say the Spirits have already told us 85% of what we need to know in order to build an efficient Spirit Voice Receiver that will work for everyone. But what is even more important, at this point in time, is that they have already given us 100 percent of the information we need in order to build a psychokinetic test instrument which is sensitive enough to identify the PK Sensor.

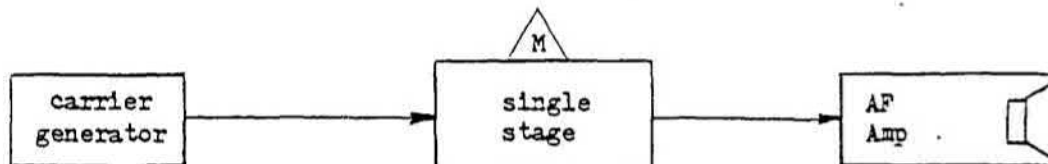
The Engineer of today has at his disposal an astonishing variety of test equipment, ranging from simple multimeters costing a few dollars, to quadruple trace oscilloscopes costing several thousand, to super powerful computers and specialized equipment costing tens of thousands of dollars. Yet, not one of these instruments is sensitive to psychokinetic energy! The Engineer, or for that matter, anyone working in EVP electronics, is like a carpenter without a hammer, or a mechanic without a wrench.

The Spirits themselves have given us the "wrench" we need, ---- they have described to us how to build an instrument which is so super-sensitive to PK energy that it will, ---- if we use it ---- allow us to identify the missing PK Sensor.

INCREASING SVR SENSITIVITY

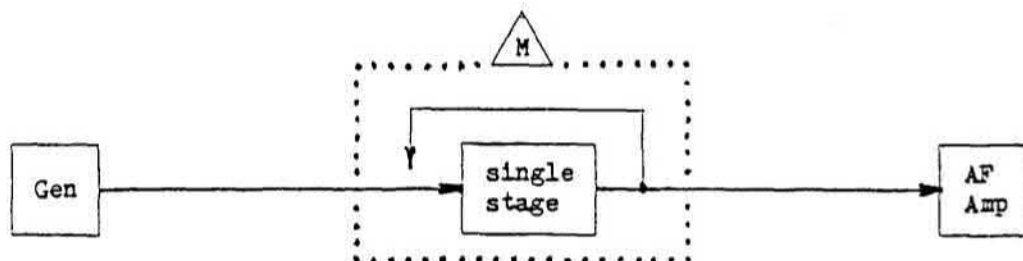
5/20

1



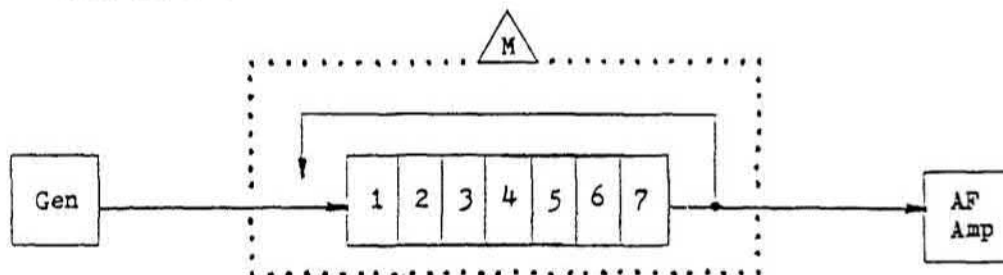
Single stage PK Modulator, no feedback, no detector
The SVR - "Crystal Set" - Least PK sensitive

2



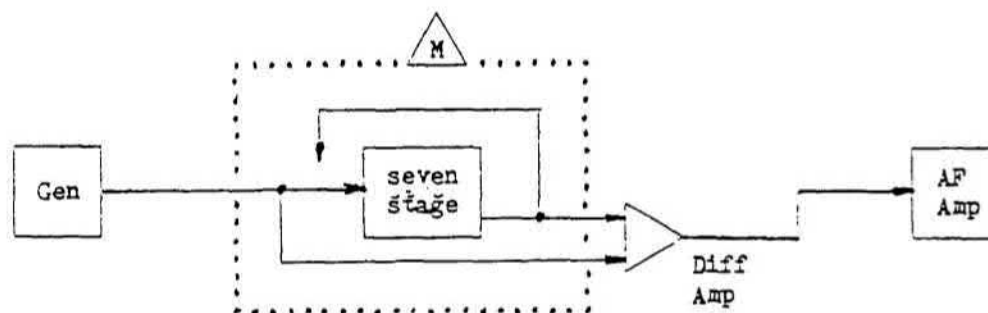
Single stage PK Modulator with feedback, no detector
--- More PK sensitive

3

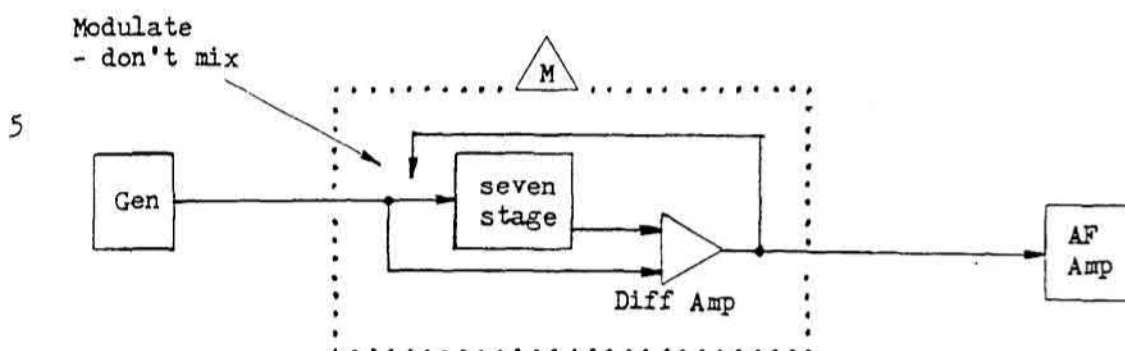


Multistage (7) PK Modulator with feedback, no detector
--- Higher PK sensitivity

4



Multistage PK Modulator with feedback, comparison detector
--- Highly PK sensitive



Multistage PK Modulator with feedback. Differential amplifier incorporated in feedback loop to eliminate carrier and feedback only the Voice signal.

The SVR "Superheterodyne" -- Highest PK sensitivity

(Incorporation of the differential amplifier within the feedback loop of the PK Modulator was recently suggested by Mr Dave Lloyd, Industrial Technology Engineer.)

Notes:

1 Although probably not actually necessary in an SVR test instrument, in more sophisticated Spirit Voice Receivers, an automatic level control, as described in the author's 1978 patent application, will most probably be necessary to maintain signal level in the PK Modulator at unity gain, or at the optimum point just below unity gain, depending upon the ultimate type of carrier used and precise circuit design.

2 Although the PK Modulator block diagram, as recommended by Chief Buckeye, appears to be intended for use at audio frequencies, it could be designed for and used in any other frequency range up to and including visible light, by using appropriate stage circuits and interstage couplings, etc.

APPLICATION

As mentioned previously, it is all but certain the PK Sensor will not be identified unless experimental SVR systems are made much more sensitive to PK energy than they are today. In well over 20 years of experimentation, there have been hundreds of thousands of experiments which used PK Sensors, in fact every experiment in which Voices were recorded made use of such PK active elements, and, yet to this day, we do not know the identity of this element.

In light of the above it is apparent that the PK Sensor is operating below the threshold of sensitivity of our experimental SVR systems. As an example, one of the hypotheses proposed by Metascience is to test a laser activated quartz crystal for PK activity. The author has never worked with such crystals and has not the slightest idea as to whether or not they are PK active. However, it is a reasonable possibility, so just for the sake of discussion let us say such a crystal is in fact PK active.

If the researcher sets up this experiment with a single stage PK Modulator, without feedback or detector, reception is very likely to be no better, perhaps not as good as with other systems. And the experimenter, after a diligent amount

- 4 Magnetic field strength
Test device --- Hall generators
- 5 Electromagnetic/magnetic field interaction
Test device --- Special Device (#2) - non-acoustic "speaker/microphone coupling" consisting of coil in magnetic field with coil mechanically attached to crystal microphone element

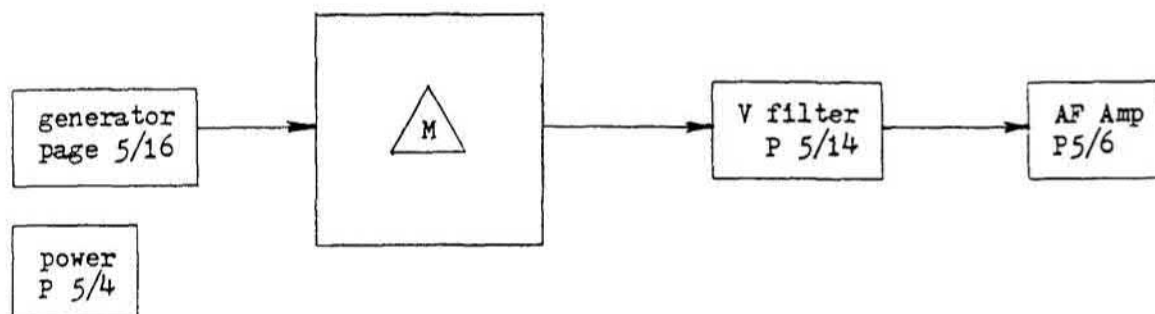
.....

A Point To Ponder

Spirit Voice reception happens, -- precisely how it happens, and precisely where it happens, -- is not subject to manipulation by assumptions, pet hypotheses, preferences, or preconceptions.

.....

Experimental SVR Test Instrument



Note - All circuits are experimental and subject to upgrade modification at any time.

.....

Address List - EVP Research Organizations

American Association - Electronic Voice Phenomena
726 Dill Road
Severna Park, Maryland 21146

METAscience Foundation, Inc.
P.O. Box 747
Franklin, N.C. 28734

Life- Beyond- Death Research Foundation, Inc
P.O. Box 737
Franklin, NC 28734

Organizations Interested in EVP Research

ESP Research Associates Foundation
Suite 1630, Union National Plaza
Little Rock, Arkansas 72201

5/24

New Frontiers Center
Fellowship Farm, Rt. 1
Oregon, Wisconsin 53575

Mind Science Foundation
102 W Rector Street
San Antonio, Texas 78216

EVP Newsletters

AA-EVP NEWS

Primarily general interest, some technical. Published Quarterly
American Association - Electronic Voice Phenomena

UNLIMITED HORIZONS

Published quarterly
Life Beyond Death Research Foundation, Inc

The Spirit Voice

Primarily technical, some general interest. Published as time permits,
Quarterly goal

.....

THE SPIRIT VOICE is edited and published by Bill Weisensale, Box # B.Q., Barstow, CA 92311, as a service to all who are interested in Electronic Voice Phenomena. Your hypotheses, opinions, viewpoints and comments are invited. Any statements printed in The Spirit Voice are open for discussion. Although the editor is currently a member of the ESP Research Associates Foundation, The American Association - Electronic Voice Phenomena, and the Life Beyond Death Research Foundation, the editor's opinions are strictly his own, and under no circumstances are to be taken as representing the viewpoints of any of the above, or of any other Organization.